

# Credit Conditions Survey

I Quarter, 2026



საქართველოს ეროვნული ბანკი  
National Bank of Georgia

The National Bank of Georgia has been conducting a quarterly credit conditions survey since 2013. The survey is conducted through an online platform, and the respondents include senior managers of the banking sector. The purpose of the survey is to obtain information from respondents on current and future trends in lending. In particular, the survey includes questions about demand for loans and changes in interest and non-interest terms of lending to individuals and legal entities, as well as questions about the factors causing these changes.

The questionnaire consists of only qualitative questions and does not require quantitative evaluation by respondents. In order to convert the information into quantitative units, the methodology of balance sheet statistics is used. The index ranges from -100 to 100. 100 indicates that 100% of respondents perceive a significant improvement in the trend, while the index value of -100 indicates that 100% of respondents perceive a significant deterioration. 0 means that the trend has not changed compared to the previous quarter. When calculating the index, the answers of the respondents are given equal weight, regardless of the size of the bank.

Based on the analysis of the survey results, a report is prepared, which is published quarterly. In addition to the final results of the survey, this report includes official statistical information on lending trends.

The expectations presented in this report reflect only the assessment of the respondents of the credit conditions survey on the future trend of lending and do not represent the expectations of the representatives of the National Bank of Georgia.

# Credit Conditions Survey

Summary .....	4
Credit conditions and trends for business loans .....	5
Credit conditions and trends for retail loans .....	9
Figure 1. Changes in demand for business loans and credit conditions .....	5
Figure 2. Factors affecting changes in the credit conditions for business loans .....	6
Figure 3. Interest rates and contract maturity for business loans .....	7
Figure 4. Share of NPL and Rejected loans in business loans .....	8
Figure 5. Changes in demand for retail loans and credit conditions .....	9
Figure 6. Factors affecting changes in the credit conditions for retail loans .....	10
Figure 7. Distribution of payment-to-income (PTI) and loan-to-value (LTV) ratios .....	10
Figure 8. Interest rates and contract maturity for retail loans .....	11
Figure 9. Share of NPL and Rejected loans in retail loans .....	12

## Summary

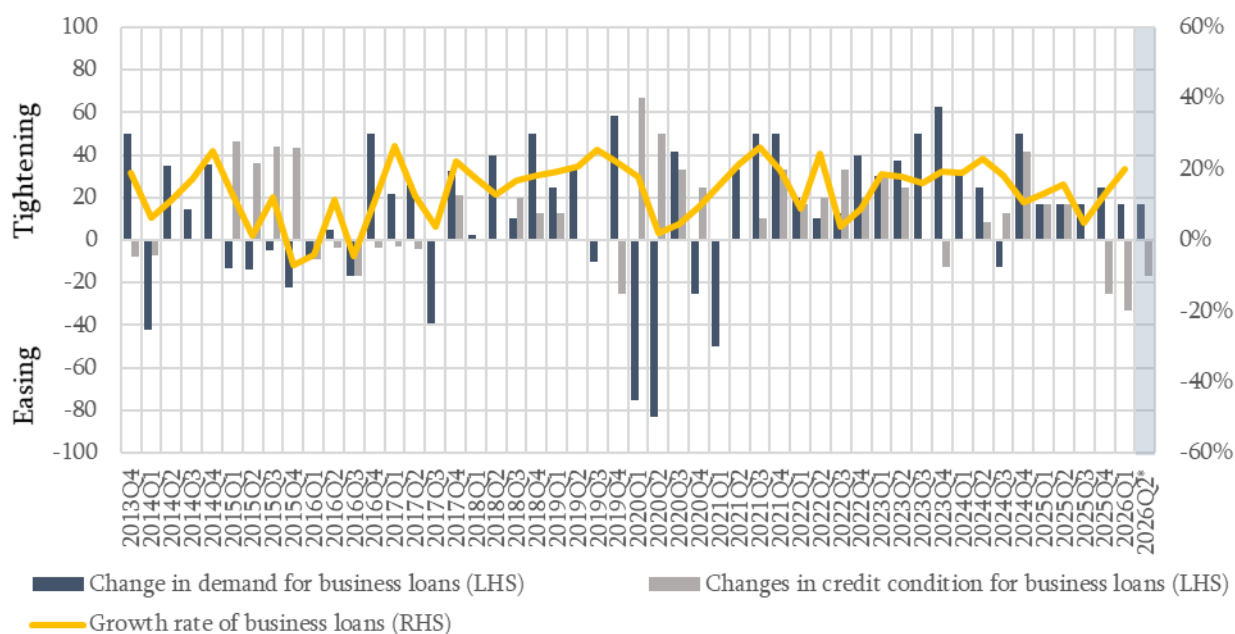
According to the credit conditions survey, in the first quarter of 2026, the demand for business loans increased slightly compared to the previous quarter. Representatives of the banking sector anticipate a marginal increase in demand for business loans in the next quarter as well. According to the survey, in the first quarter of 2026, credit conditions for business loans loosened slightly compared to the previous quarter. The representatives of the banking sector expect slight loosening in conditions in the next quarter. Moreover, the respondents of the survey do not anticipate changes in interest rates for business loans in the next quarter.

According to the credit conditions survey, in the first quarter of 2026, compared to the previous quarter, demand for retail loans increased marginally. In the next quarter, a slight increase in demand for retail loans is expected. According to the survey, credit conditions for the retail loans loosened slightly and the respondents expect loosening in credit conditions in the next quarter as well. In addition, representatives of the banking sector anticipate a slight decrease in interest rates for mortgage and consumer loans in the next quarter.

## Credit conditions and trends for business loans

According to the credit conditions survey, in the first quarter of 2026, the demand for business loans increased slightly compared to the previous quarter. Representatives of the banking sector anticipate a marginal increase in demand for business loans in the next quarter. According to the data available to the National Bank, in the first quarter of 2026, the annualized Q-o-Q growth rate<sup>1</sup> of the business loan portfolio amounted to 20.2%. The growth of the business loan portfolio was mainly driven by foreign currency loan growth. From sectoral perspective, the growth of business loans was primarily driven by an increase in loans issued to construction, financial intermediary and trade sector. According to the survey, in the second quarter of 2026 a slight increase in demand for business loans is expected (see Figure 1).

Figure 1. Changes in demand for business loans and credit conditions<sup>2</sup>



Source: Credit conditions Survey, NBG.

**In the first quarter of 2026, credit conditions for business loans have loosened compared to the previous quarter.** According to the respondents, the loosening of the credit conditions was primarily driven by increased competition on the market (see Figure 2). According to the data available to the National Bank, the maturity slightly declined for loans issued in foreign currency, while it slightly increased for loans

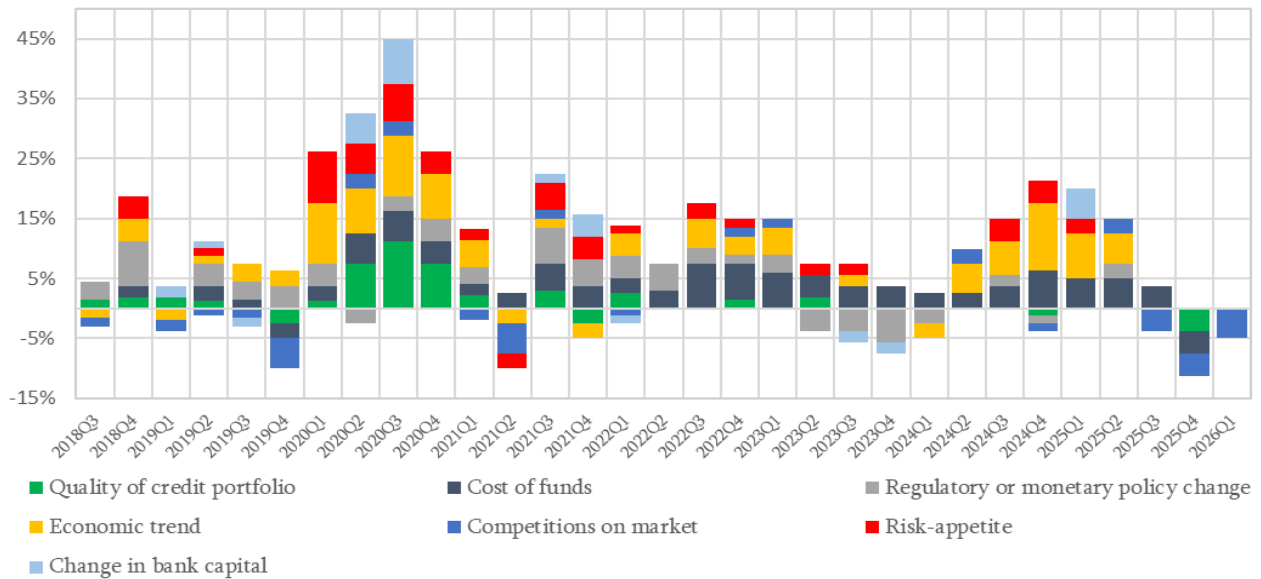
<sup>1</sup> The data reflects the annualized growth of seasonally adjusted loans, excluding the exchange rate effect.

<sup>2</sup> The index of change in credit conditions and demand ranges from -100 to 100. 100 indicates that 100% of respondents perceive a significant improvement in the trend, while the Index -100 indicates that 100% of respondents perceive a significant deterioration. 0 means that the trend has not changed compared to the previous quarter. 2026Q2\* indicates the expectations over the second quarter of 2026 of representatives of the banking sector.

issued in domestic currency (see Figure 3). Representatives of the banking sector expect slight loosening in credit conditions in the next quarter.

According to the data available to the National Bank, in March, compared to December, the interest rate on large business loans issued in national currency within the month declined by 0.9 pp and amounts to 12.4%. As for the foreign currency loans, in March, compared to September, the interest rate for corporate loans issued in euro decreased by 0.5 pp to 7.3%, while for loans issued in USD it increased by 0.1 pp to 9.9%. For SME loans, the interest rates on national currency loans declined by 0.2 pp to 13.9%. For the SME loans issued in euro interest rate increased by 0.2 pp and amounts to 7.6%. While, for USD-denominated loans, interest rate increased by 0.1 pp to 9.0% (see Figure 3). Representatives of the banking sector do not expect changes in interest rates for business loans in the next quarter.

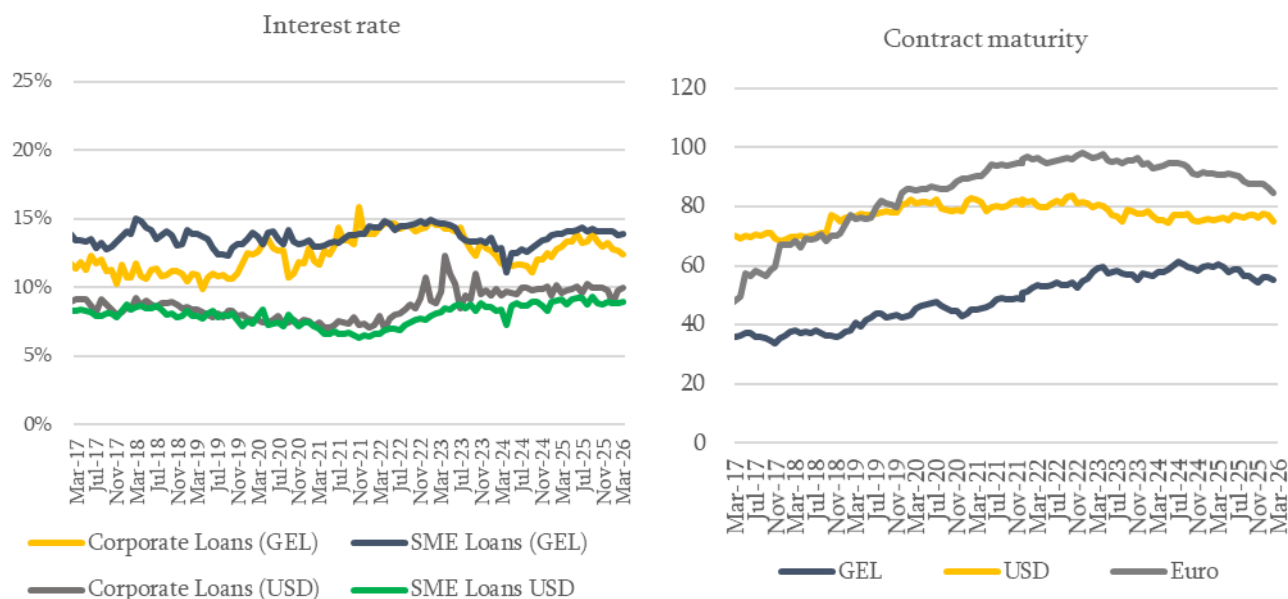
**Figure 2. Factors affecting changes in the credit conditions for business loans <sup>3</sup>**



Source: Credit conditions survey

<sup>3</sup> The figure shows the share of each factor in the change in credit conditions. The positive share indicates the share of the factor in tightening, while a negative one indicates a share in easing.

Figure 3. Interest rates and contract maturity for business loans<sup>4</sup>



Source: NBG.

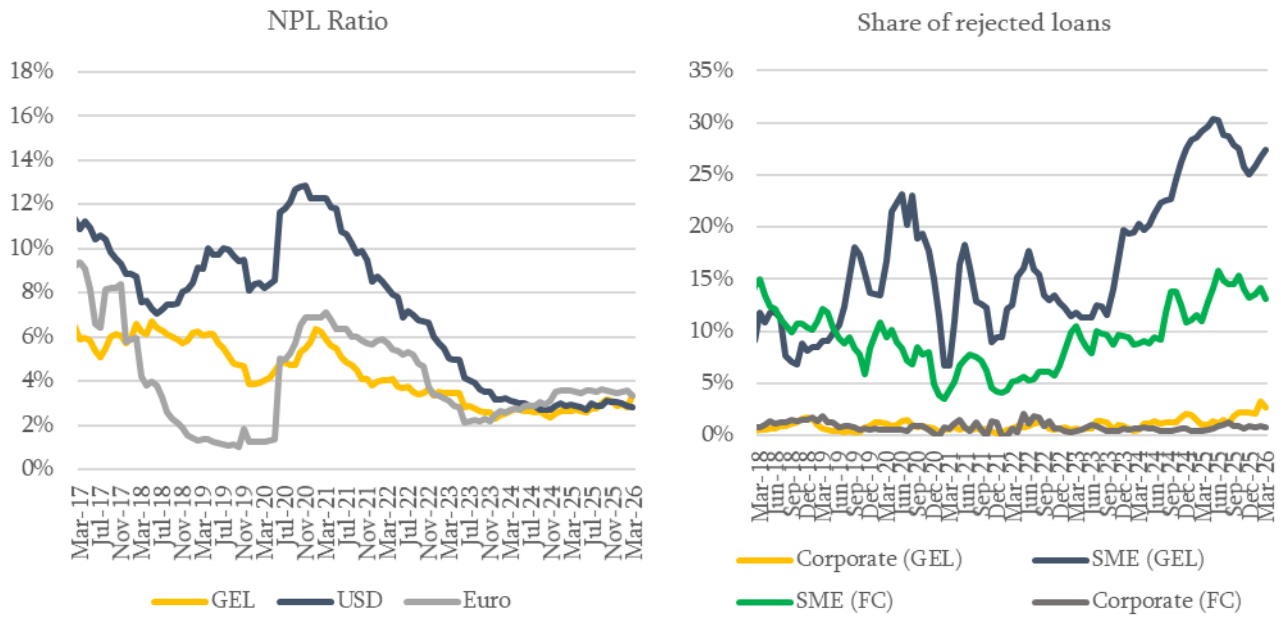
In the first quarter of 2026, compared to the previous quarter, the share of non-performing loans (NPL) in business loans did not change.<sup>5</sup> In the first quarter, compared to the previous quarter, the overall share of NPLs in business loans amounts to 3.1%. In terms of currencies, the share of NPLs in business loans issued in national currency increased to 3.34%, while in USD it declined by 0.3 pp and is near 2.8%. For euro-denominated loans NPLs did not change and is near 3.4% (see Figure 4). According to the credit conditions survey, representatives of the banking sector expect slight decrease in the share of NPLs in business loans in the next quarter.

In the first quarter of 2026, compared to the previous quarter, the share of rejected loans in business loans increased. In the first quarter, compared to the previous quarter, the share of rejected loans in SME loans issued in national currency increased by 2 pp and amounted to 27%. While for foreign currency SME loans, it declined by 0.1 pp and amounted to 13.1%. For corporate portfolio, the share of rejected loans issued in national currency increased by 0.4 pp and amounted to 2.6%, while, in foreign currency it declined by 0.1 pp to 0.8% (see Figure 4).

<sup>4</sup> Interest rates on SME and large business loan flows issued within a month.

<sup>5</sup> Starting from June 2023, the third-quarter report includes credit quality indicators calculated using the IFRS-9 approach.

Figure 4. Share of NPL<sup>6</sup> and Rejected loans in business loans



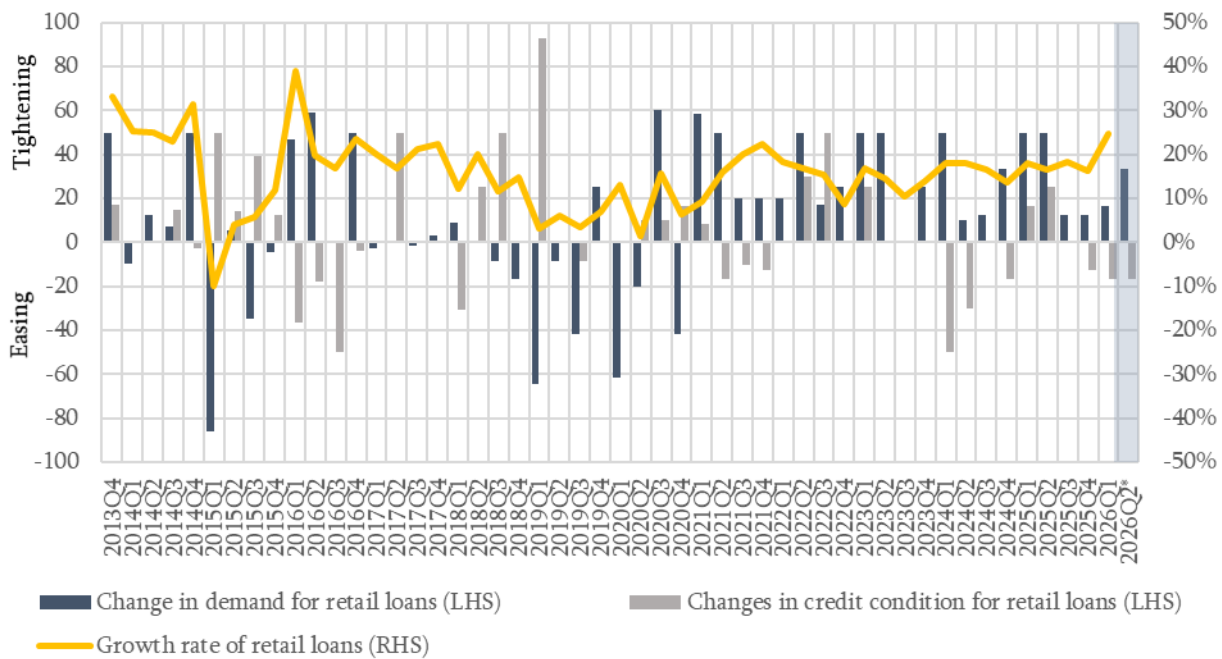
Source: NBG.

<sup>6</sup> The graph displays NPL ratios calculated according to the NBG's methodology until June 2023, while data from June 2023 onwards reflects calculations based on the IFRS 9 methodology.

## Credit conditions and trends for retail loans

According to the credit conditions survey, in the first quarter of 2026, compared to the previous quarter, demand for retail loans increased slightly. In the next quarter, a marginal increase in demand for retail loans is expected as well. In particular, according to the data available to National Bank of Georgia, in the fourth quarter, the annualized Q-o-Q growth rate<sup>7</sup> of the retail loans amounted to 24.8% (see Figure 5). In terms of currencies, the growth of retail loan portfolio was mainly driven by domestic currency loans. Representatives of the banking sector expect a marginal increase in demand for retail loans in the next quarter.

Figure 5. Changes in demand for retail loans and credit conditions<sup>8</sup>



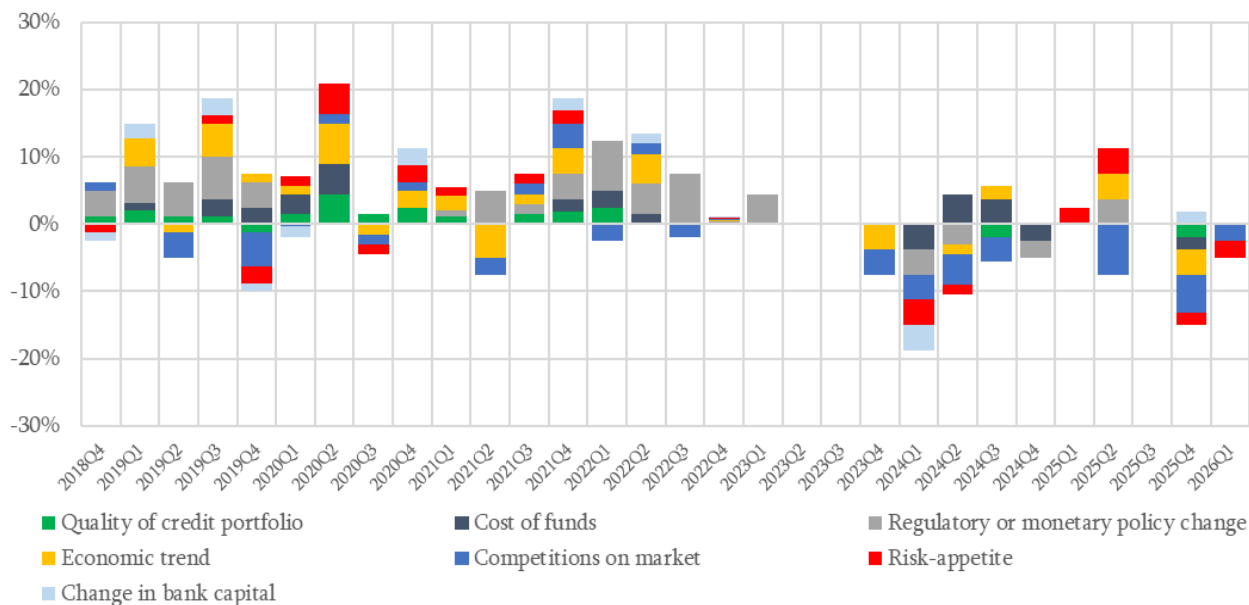
Source: Credit conditions Survey, NBG.

In the first quarter of 2026, credit conditions for the retail loans loosened slightly. The loosening of the credit conditions was primarily driven by increased competition on the market and risk appetite. According to the data available to the National Bank, in the first quarter of 2026, loan maturity for mortgage loans did not change compared to the previous quarter. Additionally, according to the distribution of loan-to-value ratio (LTV), the share of loans for which LTV is more than 70% increased slightly, compared to the previous quarter. For PTI distribution, the share of loans for which PTI is more than 50% slightly increased. Overall, based on the respondent responses, we can conclude that credit conditions loosened slightly (see Figures 6-8). Respondents anticipate credit conditions to be loosened marginally in the next quarter.

<sup>7</sup> This data reflects the annualized growth of seasonally adjusted loans, excluding the exchange rate effect.

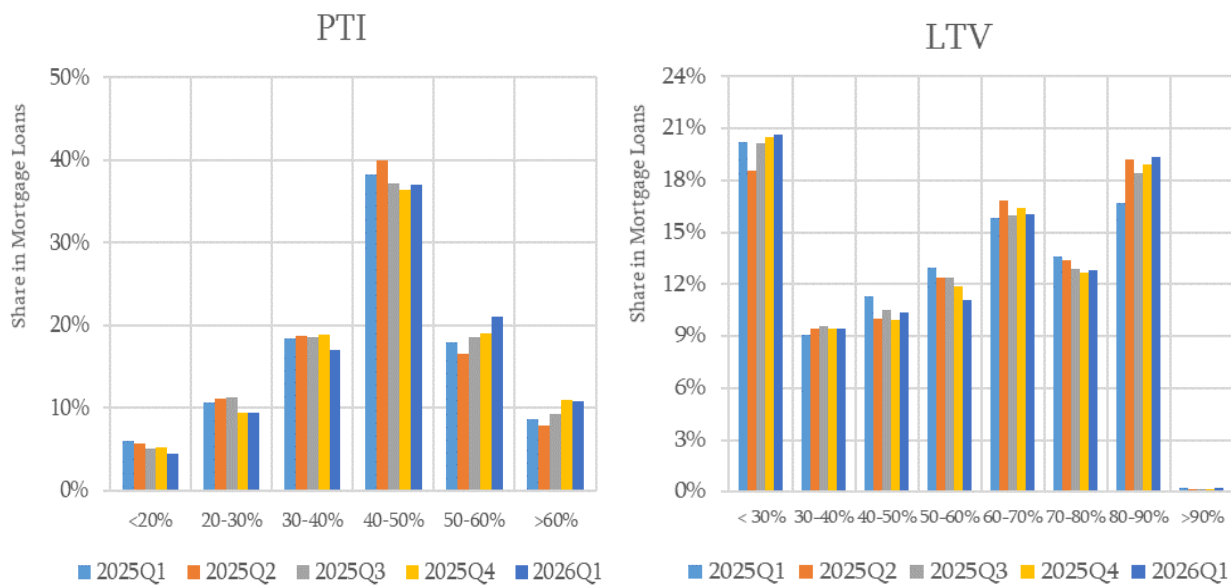
<sup>8</sup> For further details please refer to footnote 2.

**Figure 6. Factors affecting changes in the credit conditions for retail loans<sup>9</sup>**



Source: Credit conditions Survey

**Figure 7. Distribution of payment-to-income (PTI) and loan-to-value (LTV) ratios**

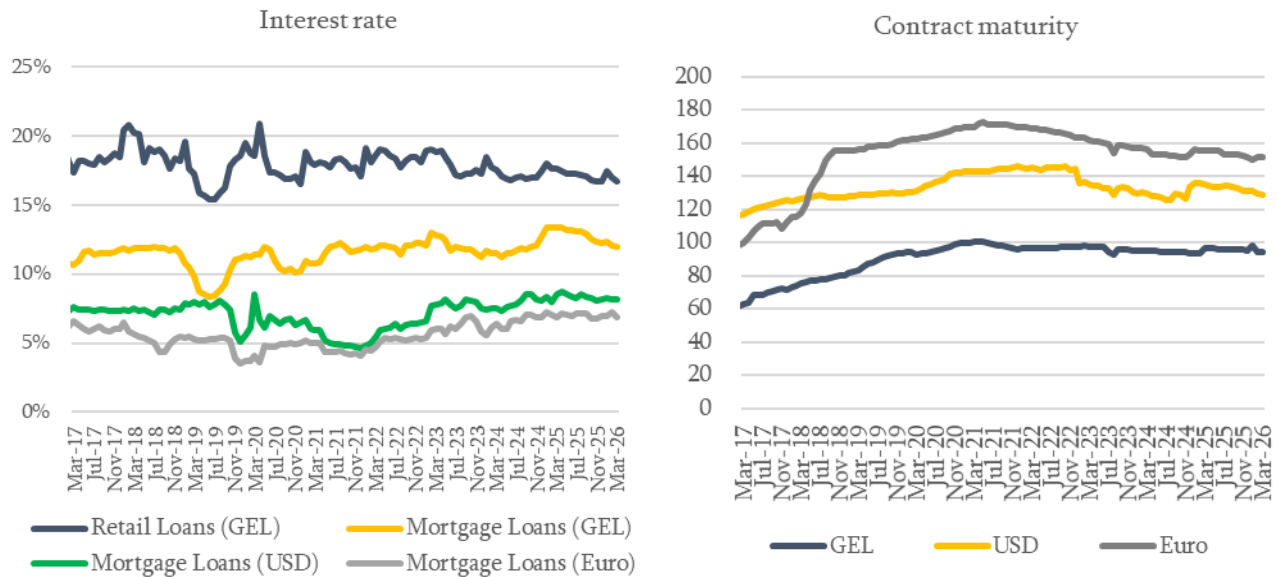


Source: NBG

<sup>9</sup> See notes of Figure 2.

**Interest rates for retail loans did not change significantly.** In particular, in March, compared to December, interest rates for consumer loans issued in domestic currency did not change and is around 16.7%. For mortgage loans issued in national currency, interest rates declined to 12.0%. Whereas for foreign currency dominated loans, interest rate for mortgage loans issued in USD and EUR did not change and amounts to 8.1% and 6.9%, respectively (see Figure 8). Respondents to the survey anticipate a slight decrease in interest rates for mortgage and consumer loans in the next quarter as well.

**Figure 8. Interest rates and contract maturity for retail loans<sup>10</sup>**



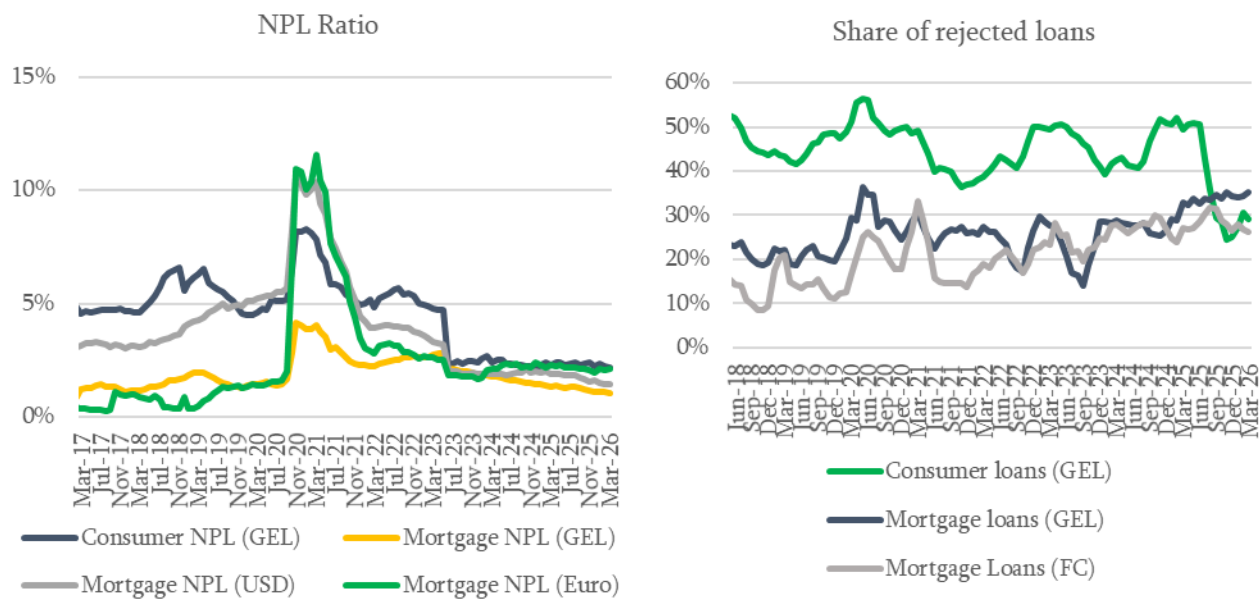
Source: NBG

**In the first quarter of 2026, compared to the previous quarter, the share of non-performing loans (NPL) declined slightly.** In particular, according to the data available to the National Bank, the share of NPLs in mortgage loans is still around 1.3%, while it declined to 2.3% in consumer loans. In terms of currencies, the share of NPLs in euro-denominated mortgage loans is near 2.1%, while in USD it declined to 1.4%. The share of NPLs in mortgage loans issued in GEL did not change and amounts to 1.1% (see Figure 9). Representatives of the banking sector anticipate a decline in NPL ratio for consumer loans in the next quarter.

**In the first quarter of 2026, the share of rejected loans increased.** In the first quarter of 2026, the share of rejected consumer loans issued in domestic currency increased to 29% compared to the previous quarter. Meanwhile, for mortgage loans issued in domestic currency the share of rejected loans increased to 35%, and it declined to 26% in foreign currency (See Figure 9).

<sup>10</sup> Interest rates on retail loan flows issued within a month.

Figure 9. Share of NPLs<sup>11</sup> and Rejected loans in retail loans



Source: NBG

<sup>11</sup> The graph displays NPL ratios calculated according to the NBG’s methodology until June 2023, while data from June 2023 onwards reflects calculations based on the IFRS 9 methodology.

## Disclaimer

The report was prepared by the Financial Stability Analysis and Macro-Financial Modeling Division of the Financial Stability Department of the National Bank of Georgia. The expectations presented in this report reflect only the assessment of the respondents of the credit conditions survey on the future trends of lending and not the expectations of the representatives of the National Bank. The statistics presented in the report on the current trends of lending are intended for current analytical purposes only, as some of the data presented here may be subject to periodic review and, consequently, they may contain measurement errors. Although every effort is made to ensure their timeliness, correctness, and completeness, the full accuracy of the data is not guaranteed by the National Bank of Georgia. Some data published in the report may differ from those published on the official website of the National Bank website because supervisory data is used in the calculations.

Data are presented as of 31/03/2026.

Additional questions may be addressed to Beka Gurggenidze

E-mail: [Beka.Gurggenidze@nbg.gov.ge](mailto:Beka.Gurggenidze@nbg.gov.ge) Telephone: (+995) 555 173 618



საქართველოს ეროვნული ბანკი  
National Bank of Georgia

2, Sanapiro Str., Tbilisi 0114, Georgia

(995 32) 2 406 406

info@nbg.ge; www.NBG.ge