

Credit Conditions Survey

IV Quarter, 2024



საქართველოს ეროვნული ბანკი
National Bank of Georgia

The National Bank of Georgia has been conducting a quarterly credit conditions survey since 2013. The survey is conducted through an online platform, and the respondents include senior managers of the banking sector. The purpose of the survey is to obtain information from respondents on current and future trends in lending. In particular, the survey includes questions about demand for loans and changes in interest and non-interest terms of lending to individuals and legal entities, as well as questions about the factors causing these changes.

The questionnaire consists of only qualitative questions and does not require quantitative evaluation by respondents. In order to convert the information into quantitative units, the methodology of balance sheet statistics is used. The index ranges from -100 to 100. 100 indicates that 100% of respondents perceive a significant improvement in the trend, while the index value of -100 indicates that 100% of respondents perceive a significant deterioration. 0 means that the trend has not changed compared to the previous quarter. When calculating the index, the answers of the respondents are given equal weight, regardless of the size of the bank.

Based on the analysis of the survey results, a report is prepared, which is published quarterly. In addition to the final results of the survey, this report includes official statistical information on lending trends.

The expectations presented in this report reflect only the assessment of the respondents of the credit conditions survey on the future trend of lending and do not represent the expectations of the representatives of the National Bank of Georgia.

Credit Conditions Survey

Summary.....	4
Credit conditions and trends for business loans	5
Credit conditions and trends for retail loans	9
Figure 1. Changes in demand for business loans and credit conditions	5
Figure 2. Factors affecting changes in the credit conditions for business loans.....	6
Figure 3. Interest rates and contract maturity for business loans.....	7
Figure 4. Share of NPL and Rejected loans in business loans	8
Figure 5. Changes in demand for retail loans and credit conditions	9
Figure 6. Factors affecting changes in the credit conditions for retail loans.....	10
Figure 7. Distribution of payment-to-income (PTI) and loan-to-value (LTV) ratios	10
Figure 8. Interest rates and contract maturity for retail loans.....	11
Figure 9. Share of NPL and Rejected loans in retail loans	12

Summary

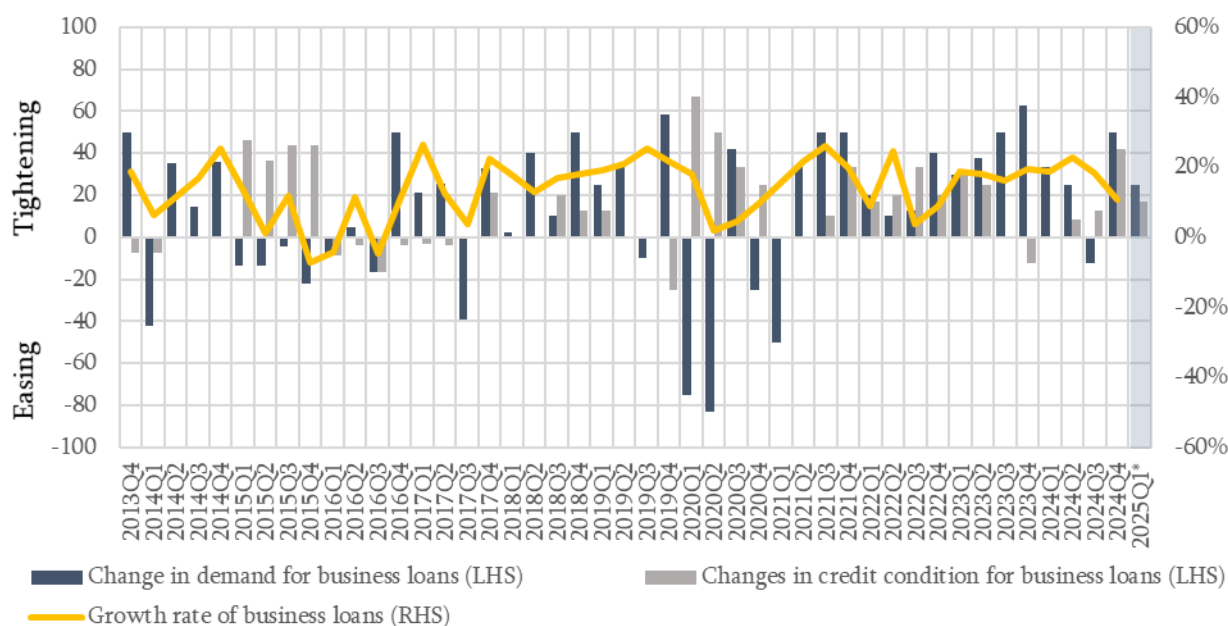
According to the credit conditions survey, in the fourth quarter of 2024, the demand for business loans increased compared to the previous quarter. Representatives of the banking sector anticipate a marginal increase in demand for business loans in the next quarter. According to the survey, in the fourth quarter of 2024, credit conditions for business loans have slightly tightened compared to the previous quarter. Representatives of the banking sector expect a modest tightening in credit conditions in the next quarter. Besides, the representatives of the banking sector expect interest rates for business loans to increase marginally in the next quarter.

According to the credit conditions survey, in the fourth quarter of 2024, compared to the previous quarter, demand for retail loans increased slightly. In the next quarter, a marginal increase in demand for retail loans is also expected. According to the survey, in the fourth quarter of 2024, credit conditions for retail loans loosened marginally and the respondents anticipate credit conditions to be tightened slightly in the next quarter. In addition, the respondents to the survey expect a slight increase in interest rates for mortgage loans in the next quarter.

Credit conditions and trends for business loans

According to the credit conditions survey, in the fourth quarter of 2024, the demand for business loans increased compared to the previous quarter. Representatives of the banking sector anticipate a marginal increase in demand for business loans in the next quarter. According to the data available to the National Bank, in the fourth quarter of 2024, the annualized Q-o-Q growth rate¹ of the business loan portfolio amounted to 10.7%. The growth of the business loan portfolio was equally driven by foreign and local currency loan growth. From sectoral perspective, the growth of business loans was primarily driven by an increase in loans issued to trade and industry. According to the survey, in the first quarter of 2025 a marginal increase in demand for business loans is expected (see Figure 1).

Figure 1. Changes in demand for business loans and credit conditions²



Source: Credit conditions Survey, NBG.

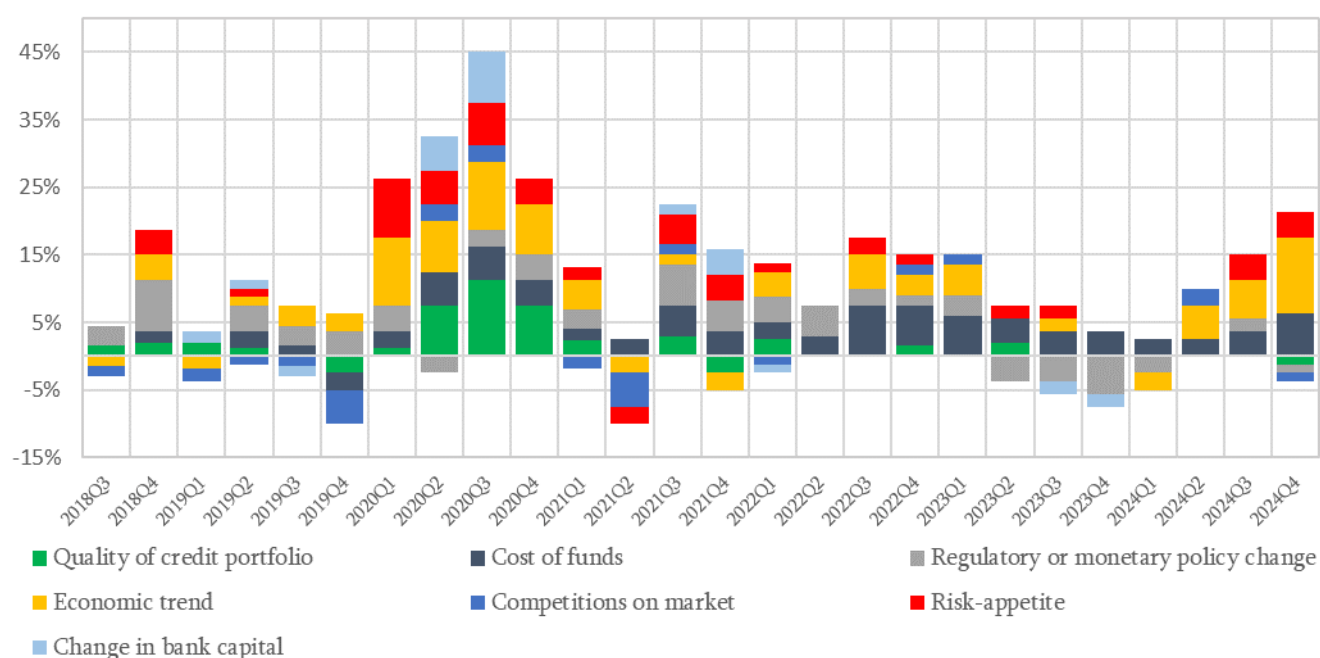
In the third fourth of 2024, credit conditions for business loans have tightened compared to the previous quarter. This tightening was primarily driven by changes in economic trends, loosened risk appetite and increased cost of funds (see Figure 2). According to the data available to the National Bank, the maturity slightly declined for loans issued in both domestic and foreign currency (see Figure 3). Representatives of the banking sector expect a modest tightening in credit conditions in the next quarter.

¹ The data reflects the annualized growth of seasonally adjusted loans, excluding the exchange rate effect.

² The index of change in credit conditions and demand ranges from -100 to 100. 100 indicates that 100% of respondents perceive a significant improvement in the trend, while the Index -100 indicates that 100% of respondents perceive a significant deterioration. 0 means that the trend has not changed compared to the previous quarter. 2025Q1* indicates the expectations over the third quarter of 2024 of representatives of the banking sector.

According to the data available to the National Bank, in December, compared to September, the interest rate on large business loans issued in national currency within the month declined by 1.4 pp to 12.5%. As for the foreign currency loans, in December, compared to September, the interest rate for corporate loans issued in euro slightly declined and amounted to 8.8%, while for loans issued in USD it declined by 0.3 pp to 9.5%. For SME loans, the interest rates on national currency loans increased by 0.7 pp to 13.5%. For the SME loans issued in euro interest rate increased by 0.1 pp and equaled 7.6%. While, for USD-denominated loans, interest rate declined by 0.1 pp to 8.9% (see Figure 3). According to the survey, interest rates for fixed-rate loans issued in local and foreign currency increased slightly. Representatives of the banking sector expect interest rates for business loans to increase marginally in the next quarter.

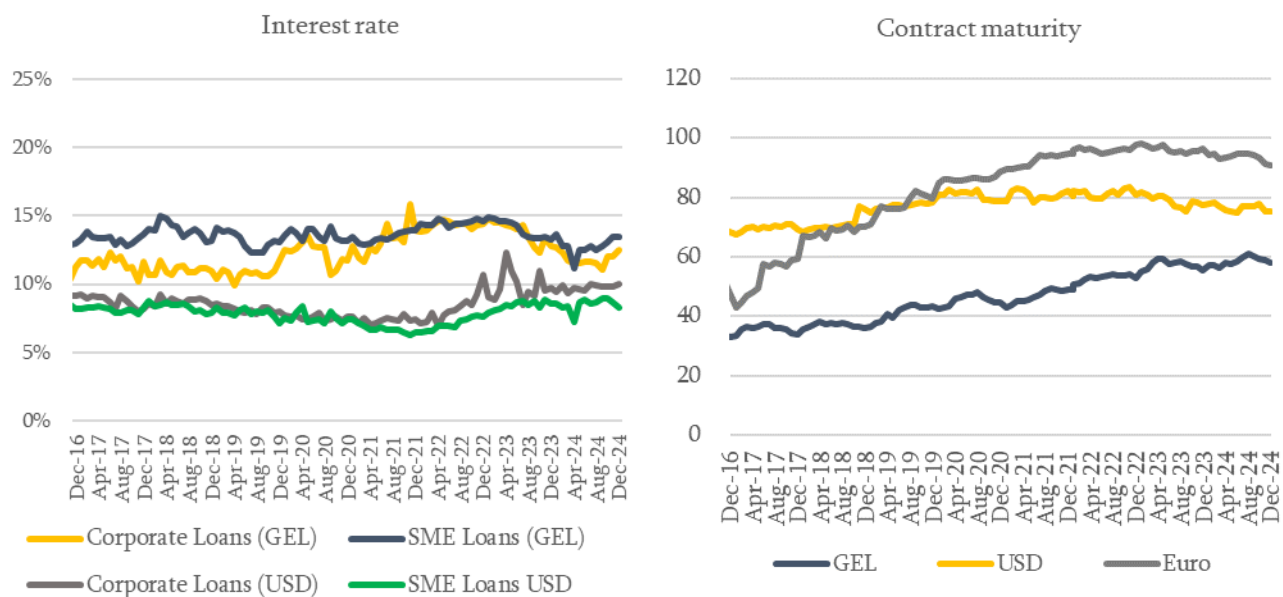
Figure 2. Factors affecting changes in the credit conditions for business loans³



Source: Credit conditions survey

³ The figure shows the share of each factor in the change in credit conditions. The positive share indicates the share of the factor in tightening, while a negative one indicates a share in easing.

Figure 3. Interest rates and contract maturity for business loans⁴



Source: NBG.

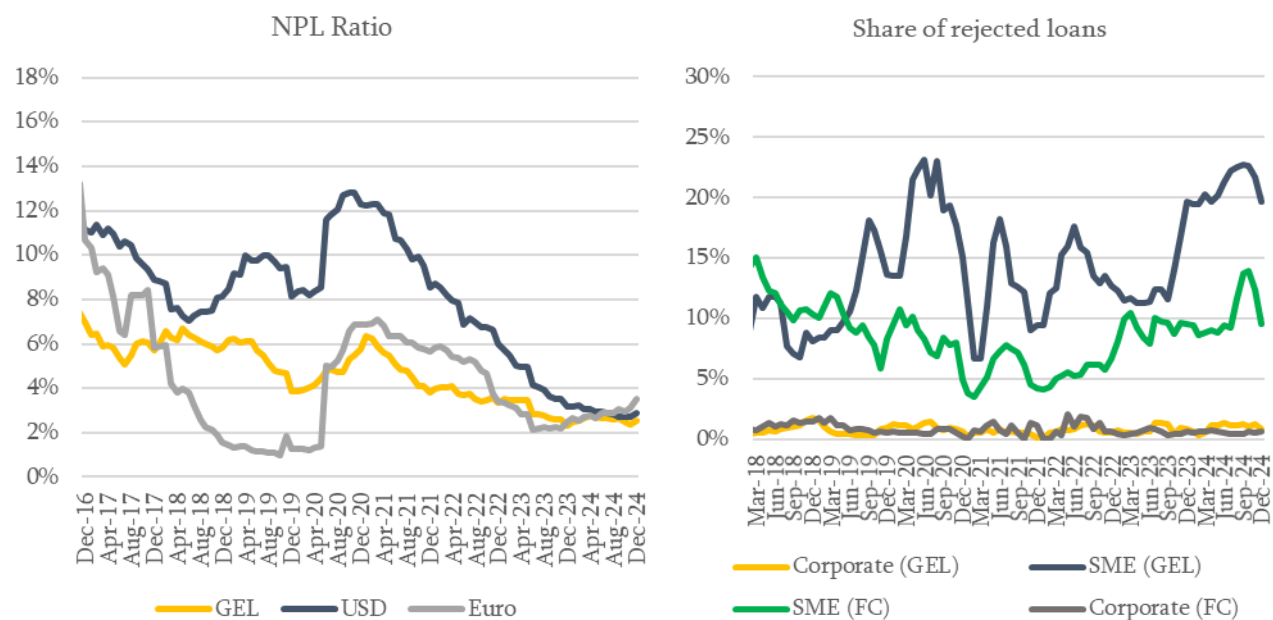
In the fourth quarter of 2024, compared to the previous quarter, the share of non-performing loans (NPL) in business loans increased slightly.⁵ In the fourth quarter, compared to the previous quarter, the overall share of NPLs in business loans increased to 2.89%. In terms of currencies, the share of NPLs in business loans issued in national currency declined marginally, while it increased by 0.2pp in USD and amounted to 2.9%. For euro-denominated loans NPLs increased by 0.4 pp and amounted to 3.5% (see Figure 4). According to the credit conditions survey, representatives of the banking sector expect slight increase in the share of NPLs in SME loans, while they anticipate NPLs to decline in large business loans in the next quarter.

In the fourth quarter of 2024, compared to the previous quarter, the share of rejected loans in corporate did not change significantly, while it declined in SME loans. In the fourth quarter, compared to the previous quarter, the share of rejected loans in SME loans issued in national currency declined by 3 pp and amounted to 20%. While for foreign currency SME loans, it declined by 4.2 pp and amounted to 9.6%. For corporate portfolio, the share of rejected loans issued in national currency declined by 0.41 pp and amounted to 0.84%, while, in foreign currency it increased by 0.3 pp to 0.7% (see Figure 4).

⁴ Interest rates on SME and large business loan flows issued within a month.

⁵ Starting from June 2023, the third-quarter report includes credit quality indicators calculated using the IFRS-9 approach.

Figure 4. Share of NPL⁶ and Rejected loans in business loans



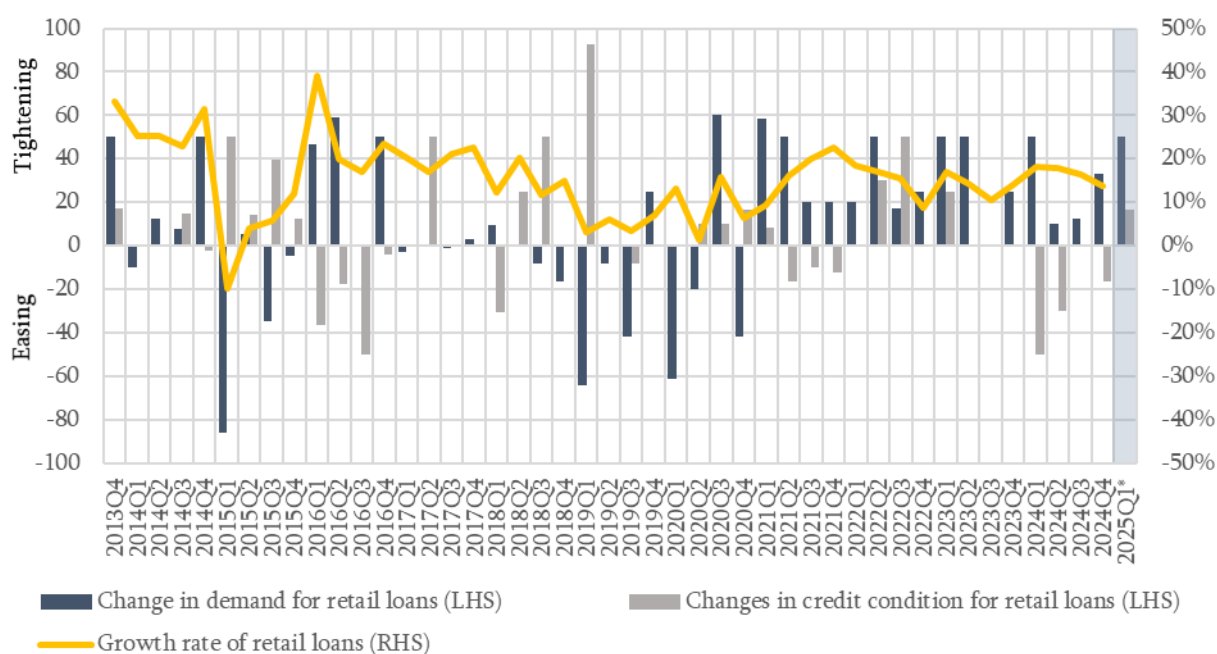
Source: NBG.

⁶ The graph displays NPL ratios calculated according to the NBG's methodology until June 2023, while data from June 2023 onwards reflects calculations based on the IFRS 9 methodology.

Credit conditions and trends for retail loans

According to the credit conditions survey, in the fourth quarter of 2024, compared to the previous quarter, demand for retail loans increased slightly. In the next quarter, a marginal increase in demand for retail loans is also expected. In particular, according to the data available to National Bank of Georgia, in the fourth quarter, the annualized Q-o-Q growth rate⁷ of the retail loans declined and amounted to 13.8% (see Figure 5). In terms of currencies, the growth of retail loan portfolio was mainly driven by domestic currency loans. Representatives of the banking sector expect a slight increase in demand for retail loans in the next quarter.

Figure 5. Changes in demand for retail loans and credit conditions⁸



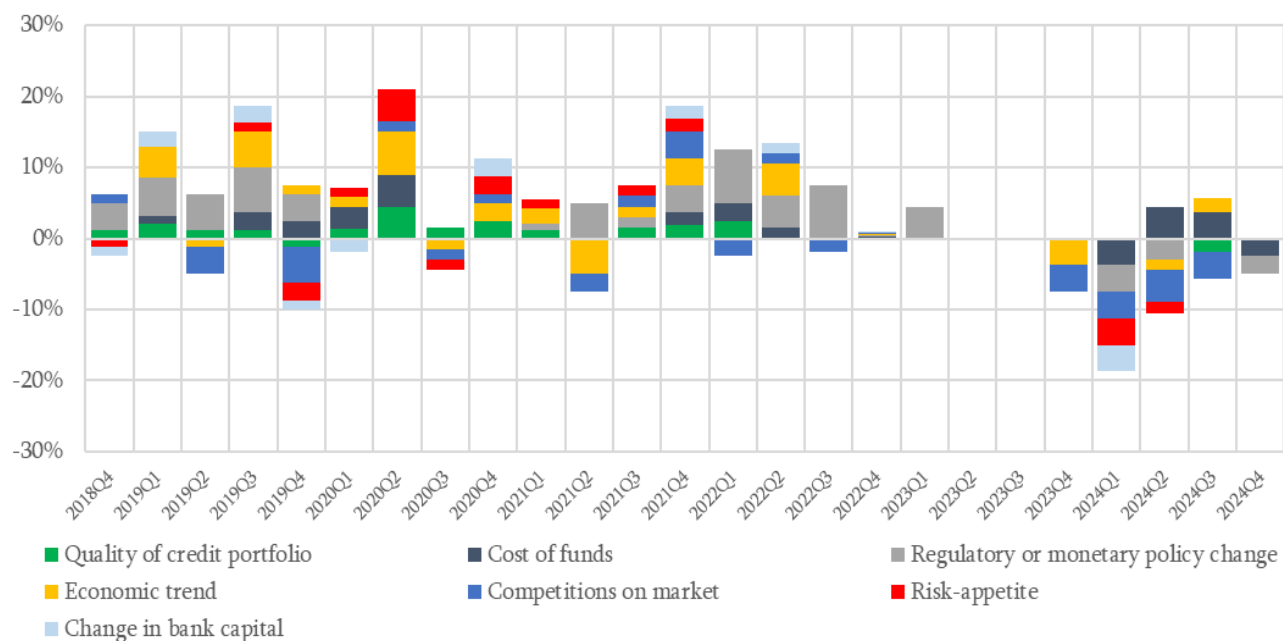
Source: Credit conditions Survey, NBG.

In the fourth quarter of 2024, credit conditions for the retail loans slightly loosened. Based on the results of the survey, a decline in credit conditions was due to decreased cost of funds and changes in regulatory policy. According to the data available to the National Bank, in the fourth quarter of 2024, loan maturity for mortgage loans declined compared to the previous quarter. Additionally, according to the distribution of loan-to-value ratio (LTV), the share of loans for which LTV is more than 50% increased, compared to the previous quarter. For PTI distribution, the share of loans for which PTI is more than 30% increased. Overall, we can conclude that credit conditions slightly loosened (see Figures 6-8). Respondents anticipate credit conditions to be marginally tightened in the next quarter.

⁷ This data reflects the annualized growth of seasonally adjusted loans, excluding the exchange rate effect.

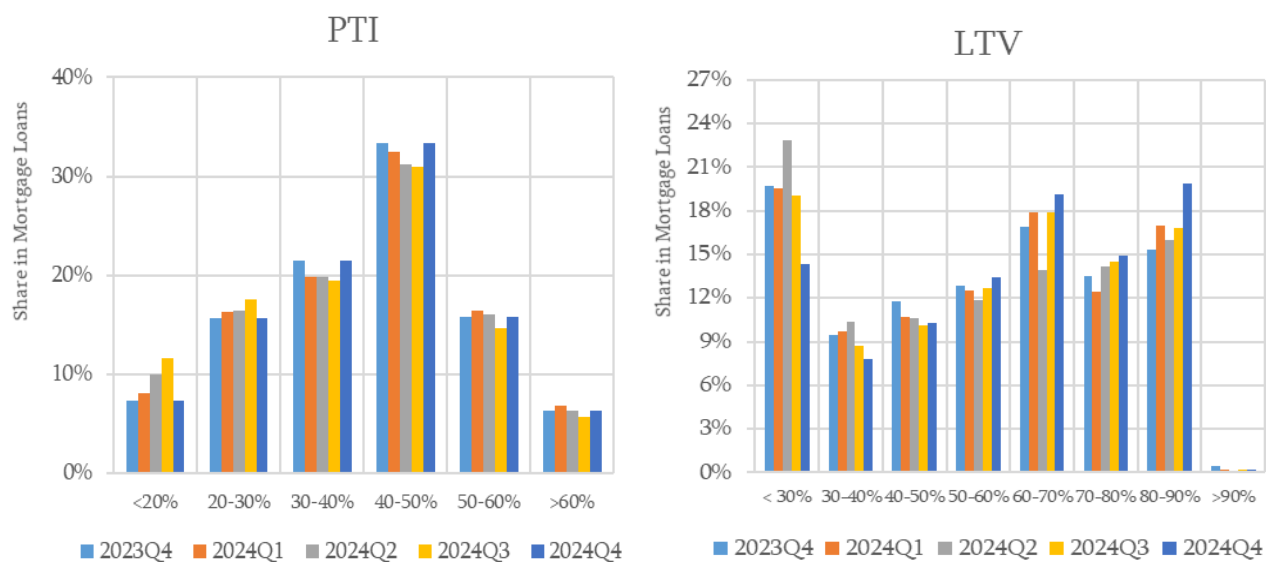
⁸ For further details please refer to footnote 2.

Figure 6. Factors affecting changes in the credit conditions for retail loans⁹



Source: Credit conditions Survey

Figure 7. Distribution of payment-to-income (PTI) and loan-to-value (LTV) ratios

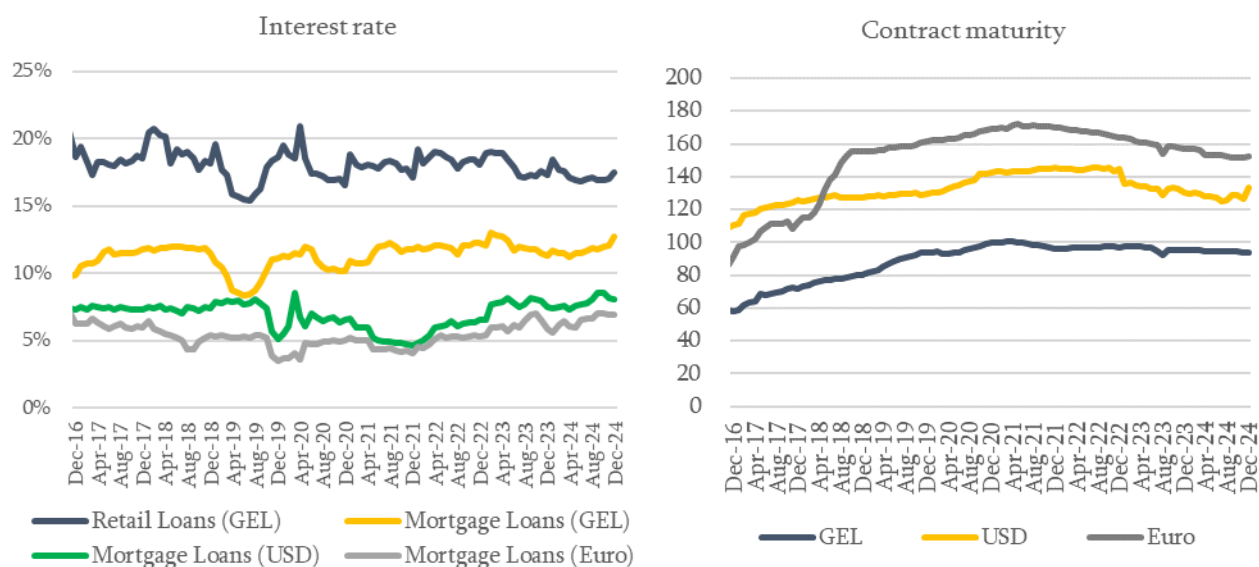


Source: NBG

⁹ See notes of Figure 2.

Interest rates for retail loans issued in domestic currency increased slightly, while those for loans issued in foreign currency did not change significantly. In particular, in December, compared to September, interest rates for consumer loans issued in domestic currency is around 17.4%. For mortgage loans issued in national currency, interest rates increased to 12.8%. Whereas for foreign currency dominated loans, interest rate for mortgage loans issued in USD declined by 0.4 pp and equals to 8.1%, while for mortgages issued in euro interest rate declined by 0.2 pp and amounted to 6.9% (see Figure 8). Respondents to the survey anticipate a slight increase in interest rates for mortgage loans in the next quarter.

Figure 8. Interest rates and contract maturity for retail loans¹⁰



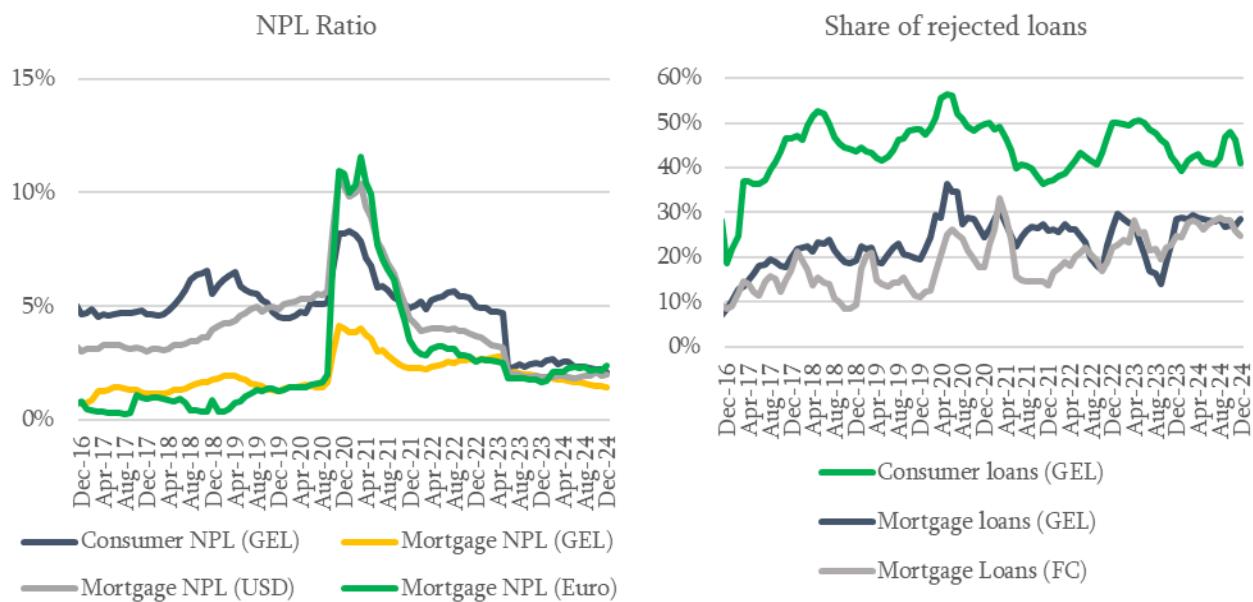
Source: NBG

In the fourth quarter of 2024, compared to the previous quarter, the share of non-performing loans (NPL) declined slightly. In particular, according to the data available to the National Bank, the share of NPLs in mortgage and consumer loans declined moderately to 1.7% and 2.2%, respectively. In terms of currencies, the share of NPLs in euro-denominated mortgage loans increased to 2.4%, while in USD it increased to 2.0%. The share of NPLs in mortgage loans issued in GEL declined to 1.5% (see Figure 9). Representatives of the banking sector expect moderate decrease in NPL ratio for consumer loans in the first quarter of 2025.

In the fourth quarter of 2024, the share of rejected loans declined. In the fourth quarter of 2024, the share of rejected consumer loans issued in domestic currency decreased to 41% compared to the previous quarter. Meanwhile, for mortgage loans issued in domestic the share of rejected loans increased to 29%, while it declined to 25% in foreign currency (See Figure 9).

¹⁰ Interest rates on retail loan flows issued within a month.

Figure 9. Share of NPLs¹¹ and Rejected loans in retail loans



Source: NBG

¹¹ The graph displays NPL ratios calculated according to the NBG's methodology until June 2023, while data from June 2023 onwards reflects calculations based on the IFRS 9 methodology.

Disclaimer

The report was prepared by the Financial Stability Analysis and Macro-Financial Modeling Division of the Financial Stability Department of the National Bank of Georgia. The expectations presented in this report reflect only the assessment of the respondents of the credit conditions survey on the future trends of lending and not the expectations of the representatives of the National Bank. The statistics presented in the report on the current trends of lending are intended for current analytical purposes only, as some of the data presented here may be subject to periodic review and, consequently, they may contain measurement errors. Although every effort is made to ensure their timeliness, correctness, and completeness, the full accuracy of the data is not guaranteed by the National Bank of Georgia. Some data published in the report may differ from those published on the official website of the National Bank website because supervisory data is used in the calculations.

Data are presented as of 31/12/2024.

Additional questions may be addressed to Beka Gurgenidze

E-mail: Beka.Gurgenidze@nbg.gov.ge Telephone: (+995) 555 173 618



საქართველოს ეროვნული ბანკი
National Bank of Georgia

2, Sanapiro Str., Tbilisi 0114, Georgia

(995 32) 2 406 406

info@nbg.ge; www.NBG.ge